

X10522 – VAC2-2E-RFI

Fan Speed Control Module

Issue 3



1 Introduction

The compact VAC control module is designed for control of fan speed in a wide range of heating and ventilation applications. Installation is simplified, with just two connections for in-line wiring to the mains supply. The fan speed is set by an adjustable cermet. An internal RC snubber network makes the unit ideal for inductive fan loads up to 2A.

2 Applications

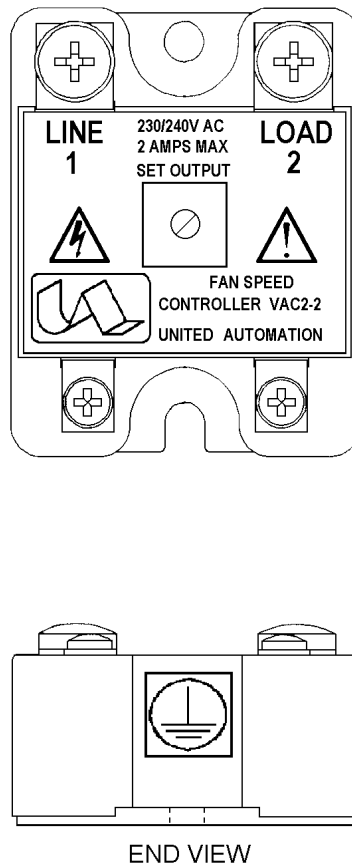
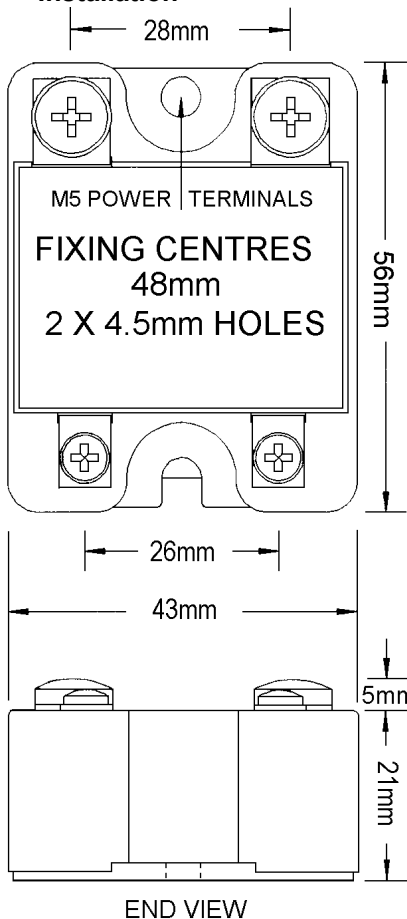
Most mains ac fans and other inductive loads.

3 Features

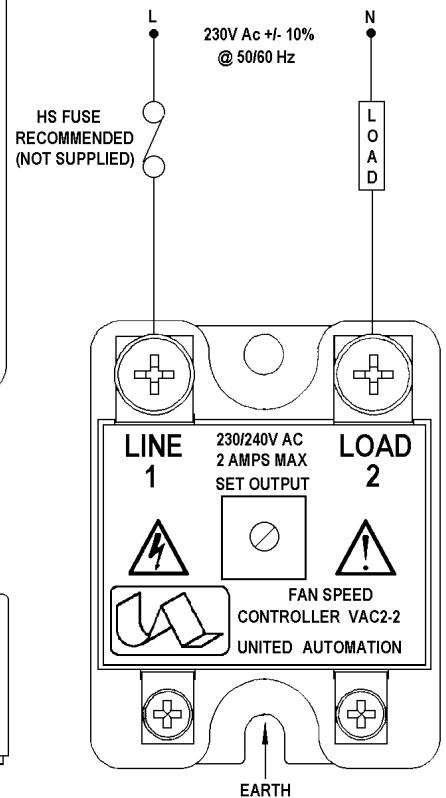
- Compact.
- Solid state reliability.
- Adjustable speed output.
- Simple wiring required.
- Internal RFI Filter.



4 Installation



NOTE: SWITCH OFF SUPPLY BEFORE COMMENCING ANY SERVICING WORK
THIS UNIT MUST BE EARTHED



UNITED AUTOMATION LTD



Southport Business Park
Wight Moss Way
Southport, PR8 4HQ
ENGLAND

Tel: 0044 (0) 1704 – 516500
enquiries@united-automation.com
www.united-automation.com

Facebook Instagram YouTube unitedautomationltd Twitter UA_Limited



united automation



5 Technical Specifications

AC line voltage	230V +/- 10% @ 50/60 Hz
Minimum operating current	200mA
Peak one cycle surge @ 10mS	10A
Unit limiting rms current	2A
Isolation voltage	2kV
Max. peak voltage	600V ac
Leakage current	10mA
Max. operating temperature	65°C
Storage temperature	0 – 65°C

6 Fusing

It is recommended to use semiconductor fast acting type fuses or circuit breakers (semiconductor-MCB) for unit/device protection. On initial 'switch on' some loads may need an increased Factor of Safety (F of S) for unit and/or device protection. See SRA Datasheet for further information.

7 CE Marking

This product family carries a "CE marking". For information see recommendation section and contact our sales desk, see Declaration of Conformity.

8 Recommendations & Safety Requirements

Other documents available on request, which may be appropriate for your application:

Code	Identity	Description
X10229	RFI	Filtering Recommendations: Addressing the EMC Directive
X10213	ITA	Interaction: Uses for phase angle and for burst fire control
X10255	SRA	Safety Requirements: Addressing the Low Voltage Directive (LVD) including Thermal Data/Cooling, Live Parts Warning, Earthing Requirements and Fusing Recommendations
P01.1	COS	UAL Conditions of Sale

Note: It is recommended that installation and maintenance of this equipment should be done with reference to the current edition of the I.E.T. (formally I.E.E.) regulations (BS7671) by suitably qualified/trained personnel. The regulations contain important requirements regarding installation and safety of electrical equipment. Specific installers should refer to local and national regulations.

9 Order Code





State Part Number	VAC2-2E-RFI 2A, 230v
-------------------	----------------------



UNITED AUTOMATION LTD

Southport Business Park
 Wight Moss Way
 Southport, PR8 4HQ
 ENGLAND

Tel: 0044 (0) 1704 – 516500
 enquiries@united-automation.com
 www.united-automation.com




 unitedautomationltd
 
 UA_Limited

